






Date:

EN-V - VS Series Order Form

Color Choices

	EN-V-001	Stone White		EN-V-018	Military Blue
	EN-V-002	Bone White		EN-V-019	Interstate Blue
	EN-V-003	Almond		EN-V-021	Terra Cotta
	EN-V-004	Sandstone		EN-V-022	Colonial Red
	EN-V-005	Sierra Tan		EN-V-023	Burgundy
	EN-V-006	Medium Bronze		EN-V-025	Silver *
	EN-V-007	Dark Bronze		EN-V-026	Copper Wire *
	EN-V-008	Cityscape		EN-V-028	Champagne *
	EN-V-009	Slate Gray		EN-V-030	Weathered Zinc *
	EN-V-010	Musket Gray			
	EN-V-011	Charcoal		* Indicates a Mica paint	
	EN-V-012	Matte Black		Custom Color	
	EN-V-013	Arcadia Green		Color Code	Color Name
	EN-V-014	Hemlock Green			
	EN-V-015	Forest Green		A signed photocopy with color name and code is required	
	EN-V-016	Hartford Green		by Dri-Design before an order can be entered	
	EN-V-017	Berkshire Blue			

Panel Layout (Select One)

Stacked		Vertical Stagger	
			
1/3 Horizontal Stagger		1/4 Horizontal Stagger	
			

Date:	
--------------	--

Panel Size / Quantity



Quantity	Size	
	W	H
	18"	48"
	18"	60"
	18"	72"
	24"	48"
	24"	60"
	24"	72"

VERTICAL EN-V VS SERIES PANELS ARE NOT COMPATIBLE FOR INTEGRATION WITH OUR HORIZONTAL EN-V VS SERIES PANELS WITHIN THE SAME SYSTEM. DO NOT USE THE PANELS IN THIS MANNER..

NOTE: All dimensions for flat panels are centerline to centerline

EN-V panels have a 1/2" horizontal joint and a 5/8" vertical joint

WIND LOAD CLIPS

EN-V VS PANELS REQUIRE THE INSTALLATION OF WIND CLIPS. DO NOT USE THE PANELS WITHOUT WIND CLIPS. WIND CLIPS MUST BE POSITIONED NO FURTHER THAN 24 INCHES ON CENTER. IT IS REQUIRED THAT EN-V VS DRI-DESIGN PANELS ARE INSTALLED ONTO A MINIMUM 5/8" PLYWOOD OR A MINIMUM 18-GAUGE HAT-CHANNEL AT ALL PANEL ATTACHMENT POINTS INCLUDING WIND CLIP ATTACHMENT POINTS. OSB IS NOT A SUITABLE SUBSTRATE FOR ATTACHMENT. DO NOT INSTALL THE PANELS ONTO OSB. IT IS ASSUMED THE ATTACHMENT STRUCTURE CAN WITHSTAND THE FORCES IMPOSED BY THE DRI-DESIGN PANELS SYSTEM. CUSTOMER IS RESPONSIBLE FOR OBTAINING APPROVAL FROM THE PROJECT ENGINEER OF RECORD OR OTHER STRUCTURAL ENGINEER THAT THE USE OF THE PANELS AND THE INSTALLATION METHOD ARE SUITABLE FOR THE FIELD CONDITIONS AND WIND LOAD REQUIREMENTS FOR THE SITE. DRI-DESIGN HAS NOT APPROVED THE USE OR INSTALLATION METHODS UNLESS SPECIFICALLY NOTED IN WRITING WITH A STRUCTURAL ENGINEER'S STAMP. WIND LOADING IS A CRITICAL FACTOR FOR USE OF THE DRI-DESIGN PANEL SYSTEMS. THERE ARE RESTRICTIONS ON USE OF THE PANELS THAT MUST BE FOLLOWED. THOSE RESTRICTIONS INCLUDE: (1) USE ONLY IN NON-COASTAL AREAS (PER ASCE-7, 2010 CODE WIND SPEED MAY BE NO MORE THAN 115 MPH), (2) USE ONLY ON BUILDING THAT DO NOT EXCEED 60 FEET IN HEIGHT, (3) USE ONLY ON NONESSENTIAL BUILDINGS (DO NOT USE ON SCHOOLS, HOSPITALS, GOVERNMENT FACILITIES OR OTHER STRUCTURES INCLUDED WITHIN RISK CATEGORY III IN ASCE-7, 2010 CODE), AND (4) USE ONLY ON BUILDINGS INCLUDED IN EXPOSURE CATEGORIES A, B, OR C IN ASCE-7, 2010 CODE. IF ANY OF THESE RESTRICTIONS ARE NOT SATISFIED DRI-DESIGN MUST BE CONTACTED FOR A COMPLETE ENGINEERING REVIEW OF THE PROJECT.

Date:

Extrusion / Trims / Flat Sheets & Accessories

10' Large 2-Piece J Extrusion



Quantity:

10' Large Outside Corner Extrusion



Quantity:

48" x 120" x .040 Flat Sheet - Painted One Side



Quantity:

Custom Trims and Flashings

Please Provide profiles On EN-V Trim Order Form

Quantity:





12480 Superior Ct., Suite #1
 Holland, MI 49424
 616-355-2970
<https://dri-design.com/env-collection>

Date: _____

Customer Information

Company: _____
 Street Address: _____
 City: _____
 State: _____
 Zip Code: _____
 Contact: _____
 e-mail address: _____
 Phone #: _____

Shipping Information

If ship to address is the same as customer contact, please leave blank

Company: _____
 Street Address: _____
 City: _____
 State: _____
 Zip Code: _____
 Contact: _____
 e-mail address: _____
 Phone #: _____

Special Shipping Instructions

EN-V will ship either by LTL freight or dedicated box truck.
 After-hour deliveries, weekends, holidays, lift gates, or any special deliveries will be charged extra.

Authorization

Before an order can be placed into production, Dri-Design requires that the EN-V order form be filled out in its entirety. We require that the signed proposal and terms of sale correspond with the quantities and sizes listed on the EN-V order form and that the purchase order matches the correct dollar amount.

P.O. _____ Job Name _____
 Name (Authorized Representation) _____ Date _____
 Title _____

